

2020-21 EES Reopening Survey™



Staff-Student-Parent-District

Colville High School

Colville School District

June 2020

Staff
N=42

Student
N=75

Parent
N=120



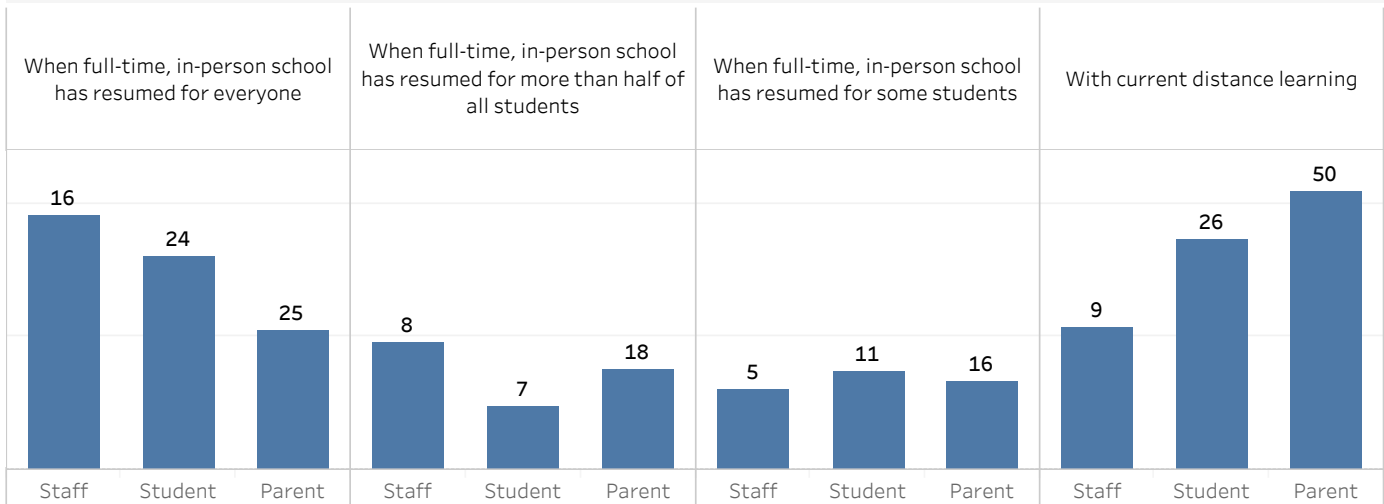


What is the most pressing need for you and your student this Fall?

| | | Ranked 1st | Ranked 2nd | Ranked 3rd | Ranked 4th | Ranked 5th |
|--------------------------------------|---------|------------|------------|------------|------------|------------|
| In-person, teacher-lead instruction | Student | 43% | 19% | 11% | 11% | 8% |
| | Parent | 68% | 11% | 6% | 4% | 3% |
| Emotional support / counseling | Parent | 1% | 8% | 15% | 11% | 58% |
| Being with adults that care about me | Student | 1% | 12% | 23% | 13% | 41% |
| Socialization with other students | Parent | 11% | 40% | 26% | 13% | 3% |
| Being with my friends | Student | 21% | 23% | 20% | 19% | 8% |
| Elective classes (art, music, etc.) | Student | 11% | 12% | 28% | 25% | 15% |
| | Parent | 4% | 13% | 27% | 41% | 8% |
| Athletics and activities | Student | 15% | 25% | 9% | 23% | 19% |
| | Parent | 8% | 22% | 19% | 23% | 20% |



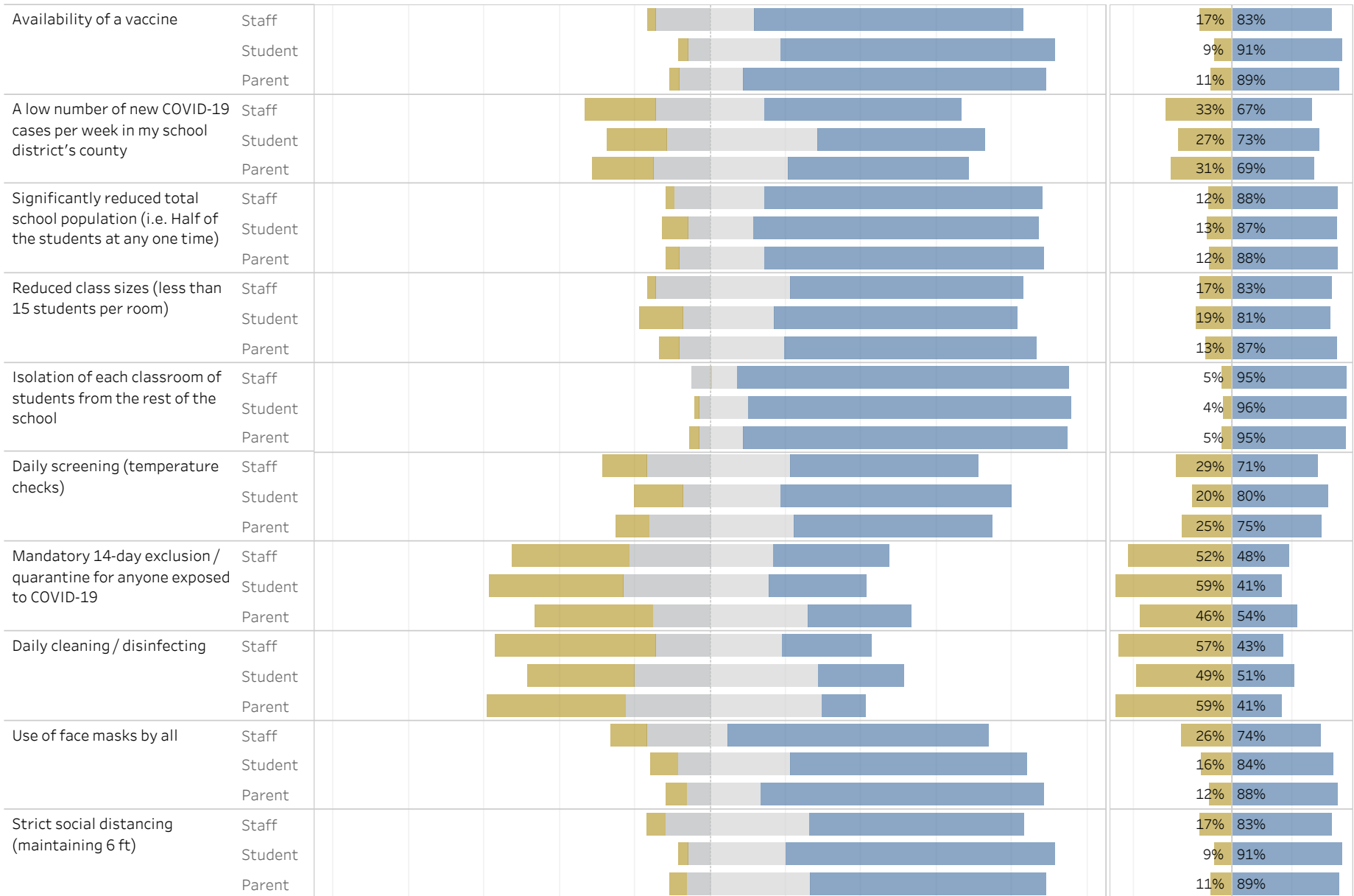
When should we begin before / after-school extracurricular activities and sports?





What is most needed for staff and students to return to in-person school?

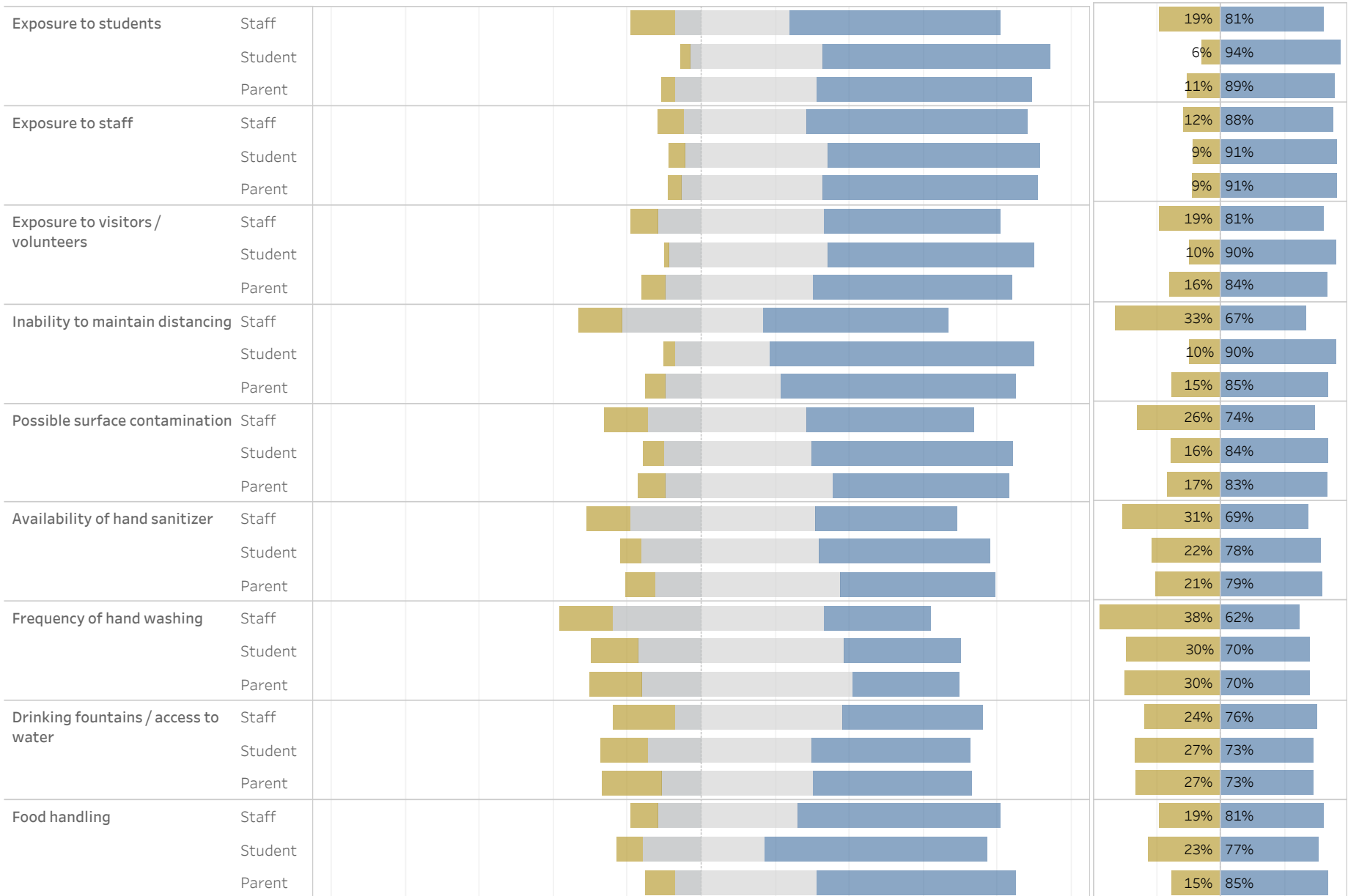
Total Needed/Not Needed





What is the greatest concern about returning to school?

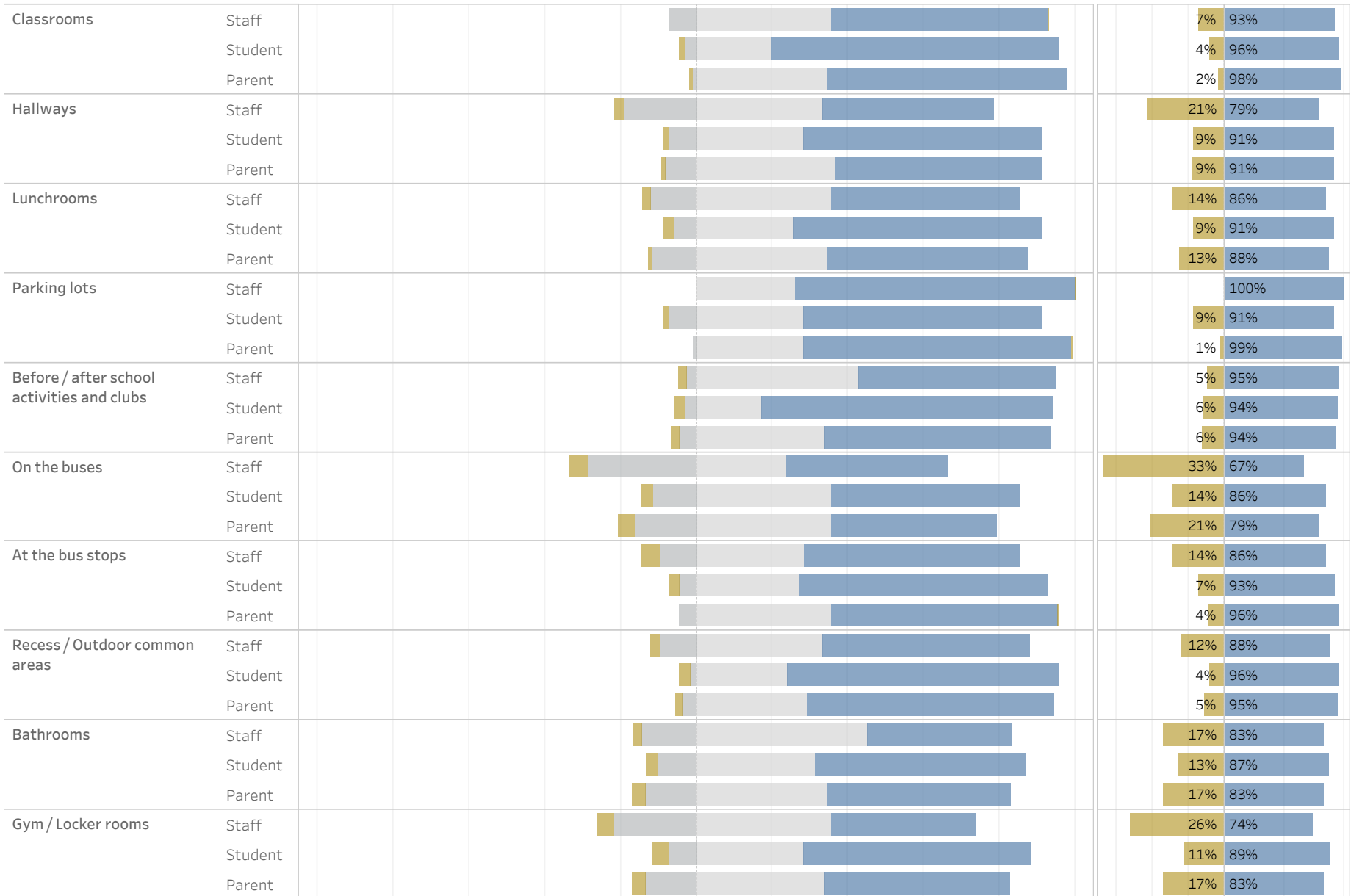
Total Concerned/Not Concerned





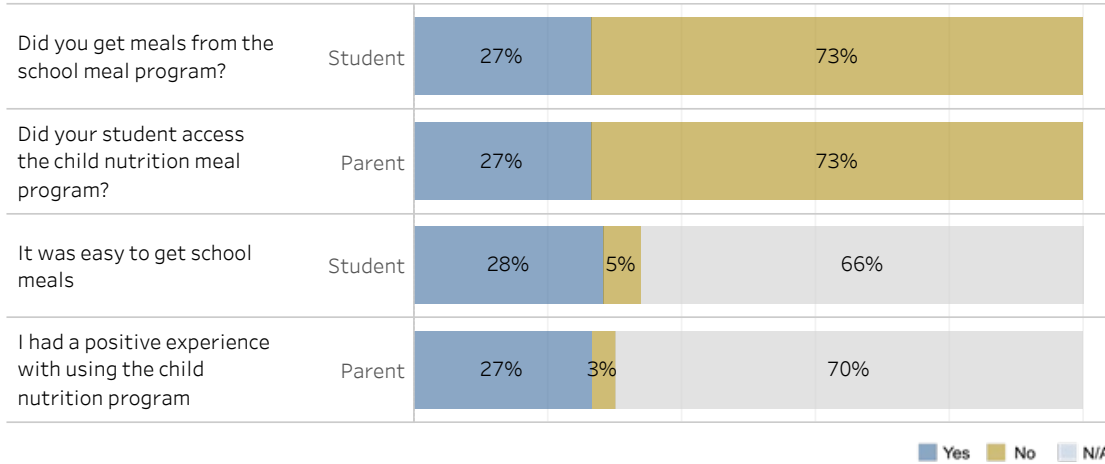
Where do we feel safe at school?

Total Not Safe/Safe

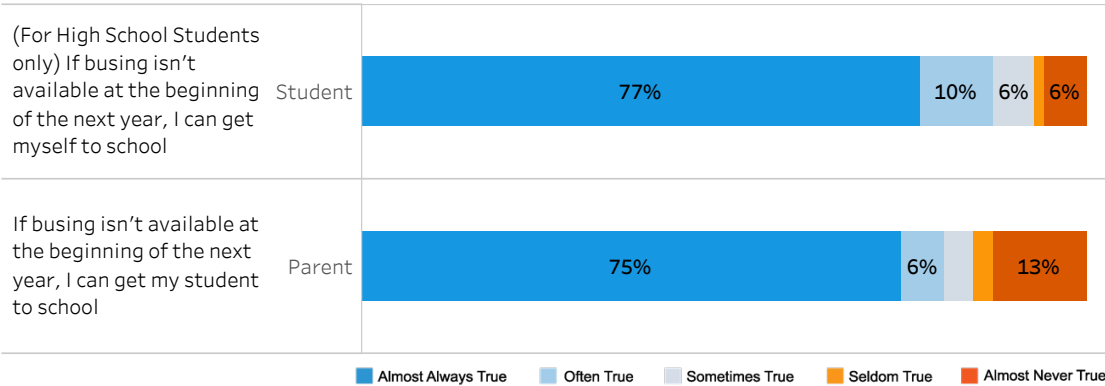




What was the school meal experience like for students and parents?



What percentage of students can get to school without busing?



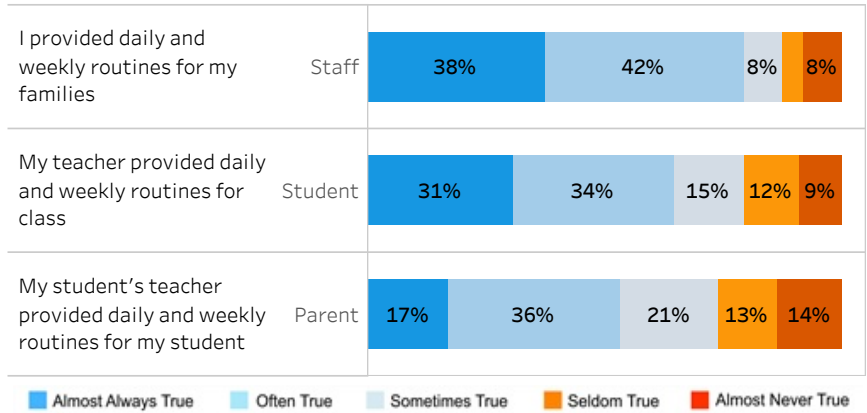


What helped with time management during distance learning?

Blue represents highest responses.

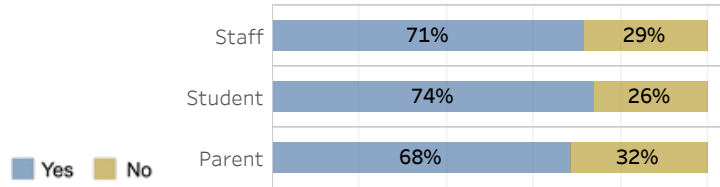
| | Staff | Student | Parent |
|--|-------|---------|--------|
| Call or text due date reminder | 2 | 2 | 9 |
| Call or text general check in | | 8 | 18 |
| Call or text virtual meeting reminder | 5 | 4 | 10 |
| Daily checklist from teacher | 2 | 2 | 11 |
| Daily email from teacher | 4 | 9 | 13 |
| Email due date reminder | 3 | 19 | 18 |
| Email general check in | 6 | 14 | 23 |
| Email virtual meeting reminder | 11 | 9 | 15 |
| Having a single contact person from school | 3 | 8 | 17 |
| Learning Management Systems (i.e. Google Classroom, Schoology, Moodle, Blackboard) | 14 | 31 | 49 |
| My own digital calendar | 11 | 16 | 13 |
| My own paper calendar | 6 | 20 | 18 |
| Other | 12 | 15 | 19 |
| Weekly checklist from teacher | 9 | 13 | 30 |

Were daily/weekly routines provided and received?

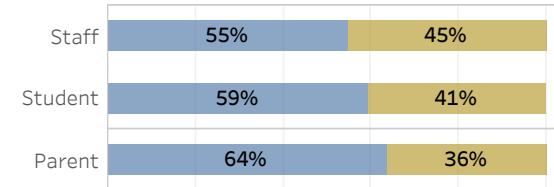




Were there Learning Tools that worked better than others?



Were there Learning Tools that did not work well?



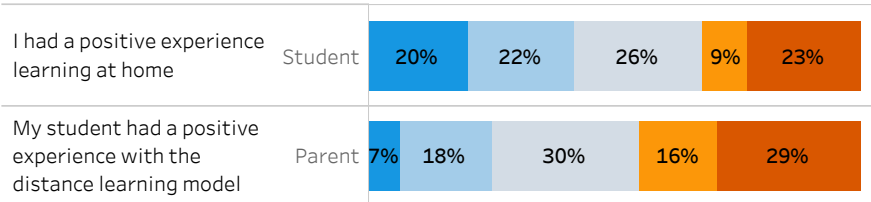
What Learning Tools worked well?
Blue represents highest responses.

What Learning Tools did not work well?
Gold represents highest responses.

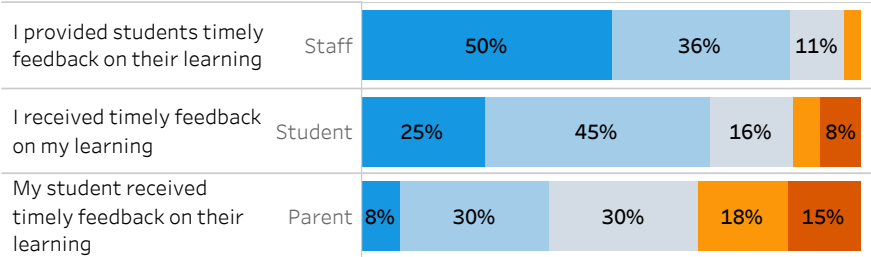
| | Staff | Student | Parent |
|--|-------|---------|--------|
| Daily checklists | 2 | 8 | 14 |
| Learning Games (i.e. Kahoot) | 2 | 8 | 5 |
| Learning Management Systems (i.e. Google Classroom, Schoology, Moodle, Blackboard) | 18 | 31 | 39 |
| Online Assessments (i.e. Goformative Lessons, Edutopia, Edulastic) | 4 | 3 | 3 |
| Online Lessons (i.e. Kahn Academy, Actively Learn) | 6 | 12 | 17 |
| Other videos posted by the teacher | 4 | 12 | 9 |
| Phone call | 13 | 8 | 26 |
| Progress reports | 8 | 14 | 22 |
| Sharing software (i.e. Seesaw, Flipgrid, Edpuzzle) | 1 | | 1 |
| Short quizzes | 6 | 21 | 17 |
| Slideshows | 2 | 13 | 6 |
| Video Conferencing (i.e. Zoom, Teams) | 16 | 14 | 29 |
| Videos created by the teacher | 5 | 22 | 25 |
| Weekly checklists | 5 | 17 | 22 |

| | Staff | Student | Parent |
|--|-------|---------|--------|
| | 5 | 5 | 8 |
| | | 9 | 7 |
| | 6 | 9 | 33 |
| | 2 | 8 | 12 |
| | 6 | 12 | 17 |
| | 1 | 20 | 16 |
| | 1 | 11 | 16 |
| | 10 | 10 | 7 |
| | 3 | 5 | 6 |
| | 4 | 13 | 12 |
| | 1 | 6 | 5 |
| | 5 | 10 | 8 |
| | 6 | 29 | 37 |
| | 4 | 15 | 20 |
| | 3 | 3 | 6 |

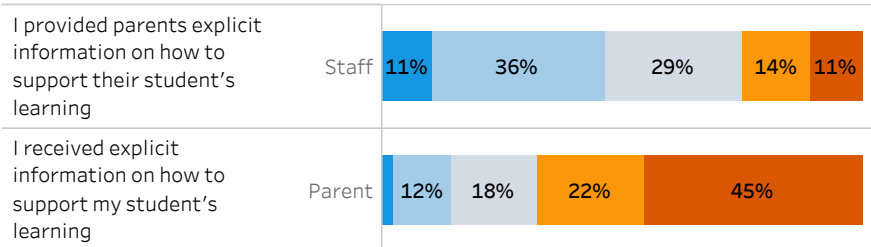
How was the distance learning model perceived by students and parents?



Did students receive timely feedback about their learning?

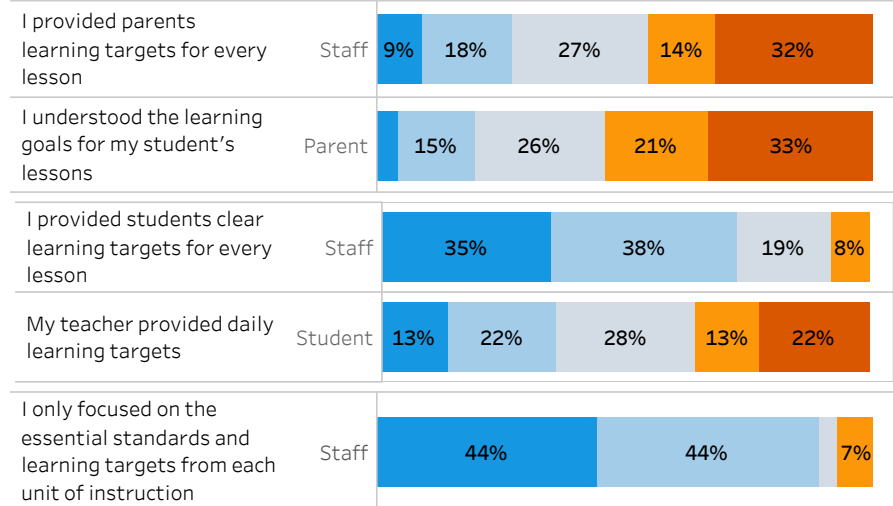


Did our parents receive the information they needed to support student learning?

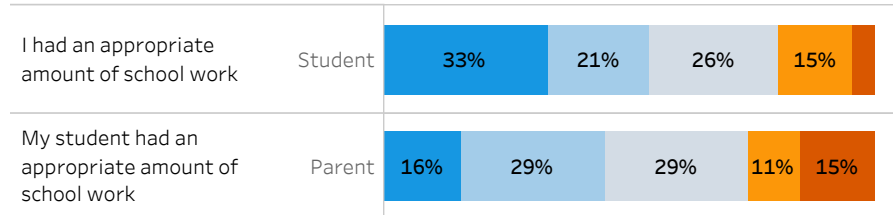


■ Almost Always True
 ■ Often True
 ■ Sometimes True
 ■ Seldom True
 ■ Almost Never True

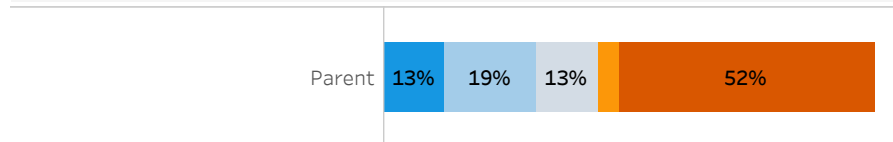
How effective was our instruction around learning targets?



What were students' perceptions about the amount of school work assigned?

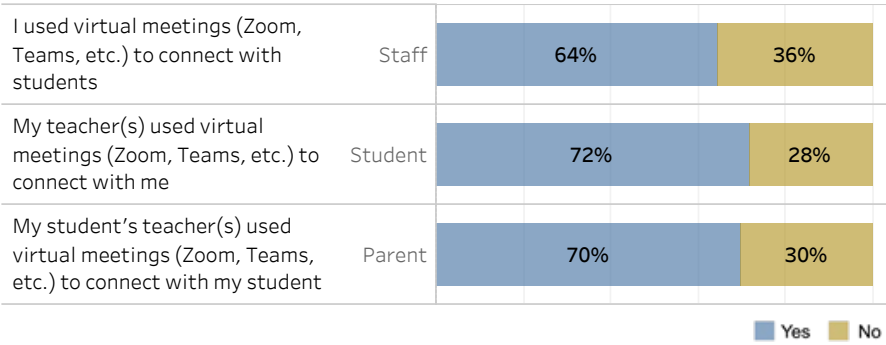


For parents with students served by an IEP, did you feel the distance learning plan worked for your student?

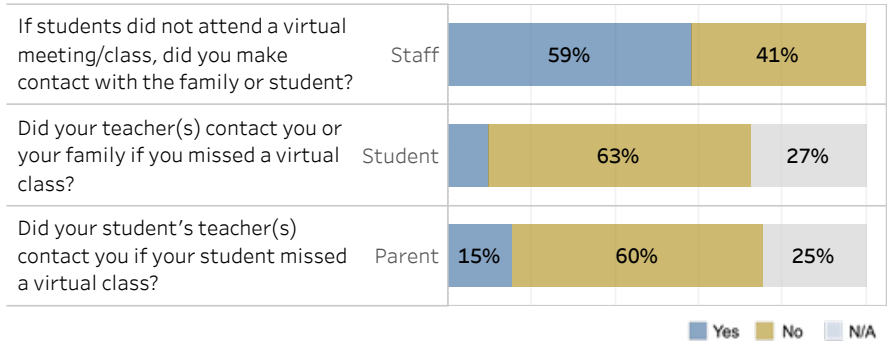




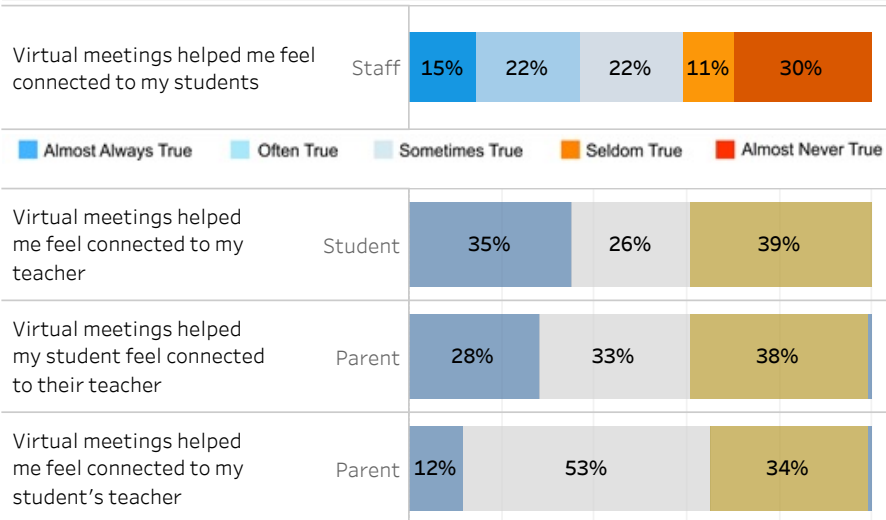
Who used virtual meetings?



What happened if a student missed a virtual meeting?

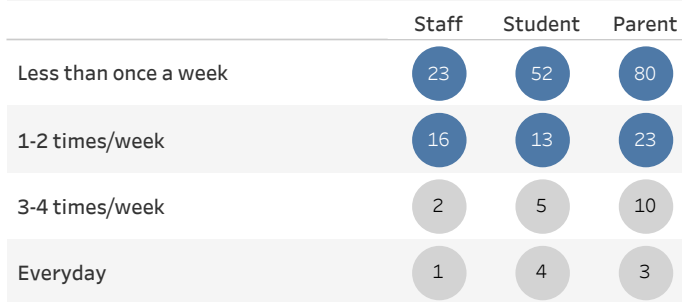


How did virtual meetings address social emotional learning?

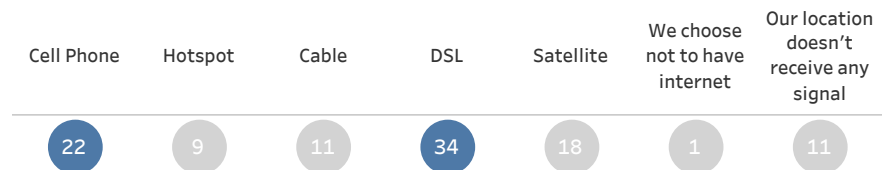


Frequency of Virtual Meetings by Responses

Blue represents highest responses.

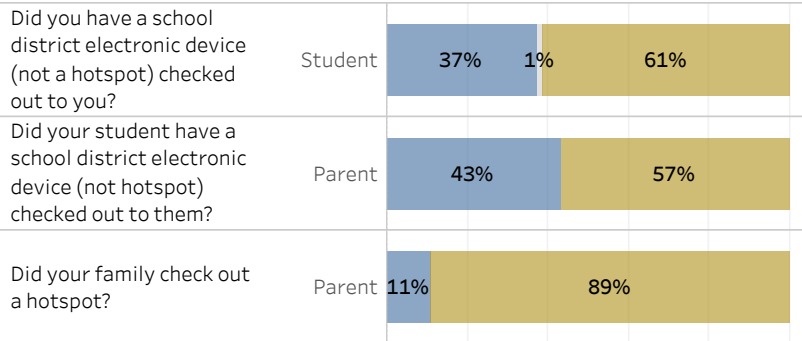


Parents share how their student accessed virtual meetings. They could choose one. Blue represents highest responses.

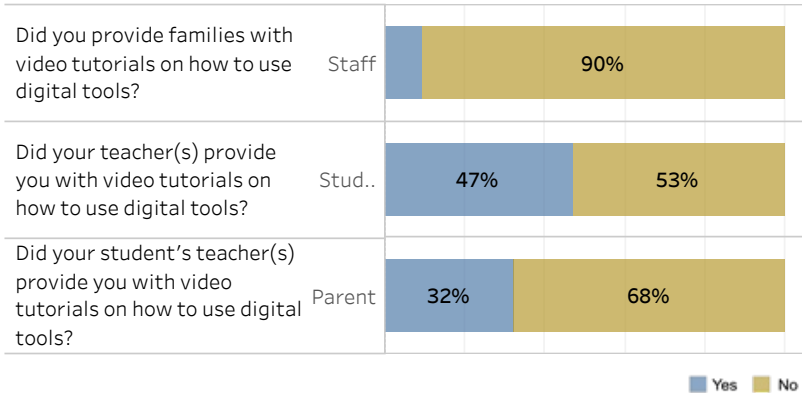




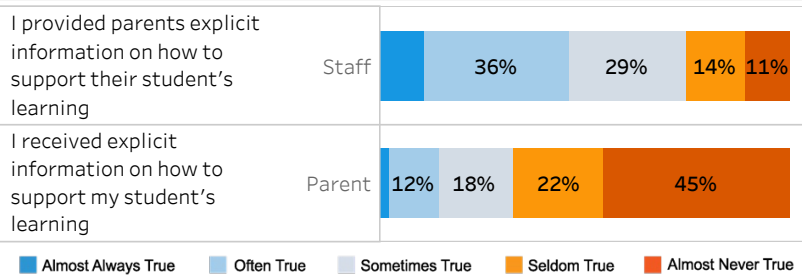
Who checked out electronic devices?



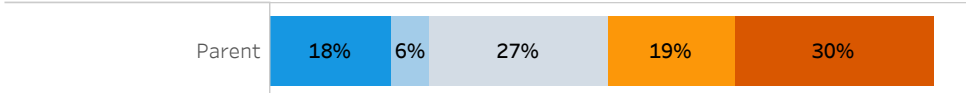
Were video tutorials provided to teach how to use digital tools?



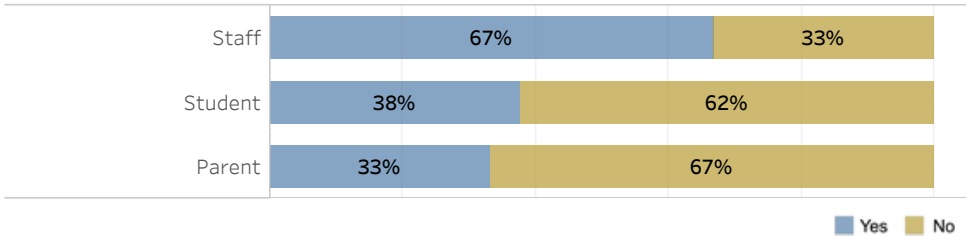
Did our parents receive the information they needed to support student learning?



If possible, would parents access teaching videos to support their student's learning



Who accessed the district's COVID-19 online resources?

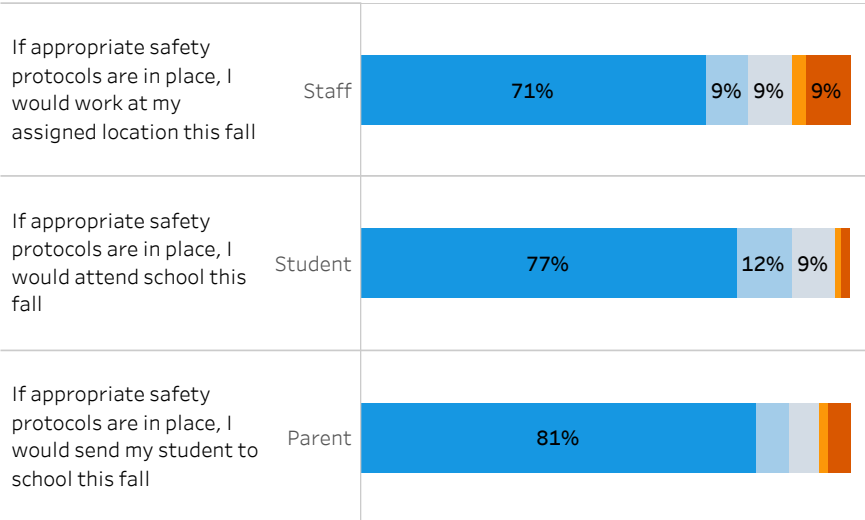


What COVID-19 resources did people access on our website?

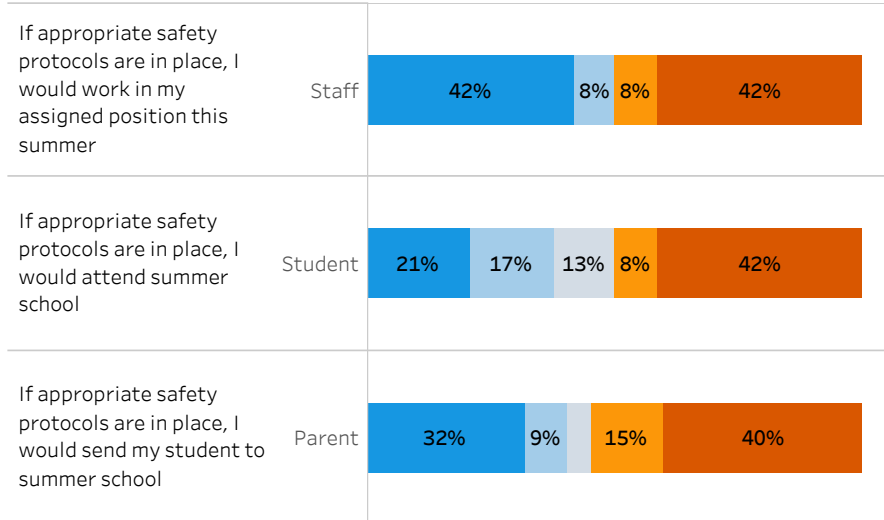
Blue represents highest responses.

| | Staff | Student | Parent |
|---|-------|---------|--------|
| Child Nutrition | 4 | 2 | 12 |
| Community Resources | 5 | 1 | 5 |
| Computer / Device Information | 10 | 1 | 10 |
| Computer / Device Protection Plan | 3 | 1 | 1 |
| COVID-19 Health Updates | 13 | 4 | 14 |
| Elementary Learning | 5 | | 3 |
| Family / Student Wellness & Support | 1 | | 2 |
| Fun Learning Resources for Families / Kids / Students | | 1 | |
| High School Learning | 14 | 23 | 29 |
| How to Get Help | 2 | | 1 |
| Internet Hotspot Information | 4 | 1 | 5 |
| Middle School Learning | 7 | 2 | 9 |
| Special Education | 5 | 1 | 5 |
| Staff Wellness & Support | 3 | | |
| Superintendent Parent Messages | 9 | 2 | 18 |

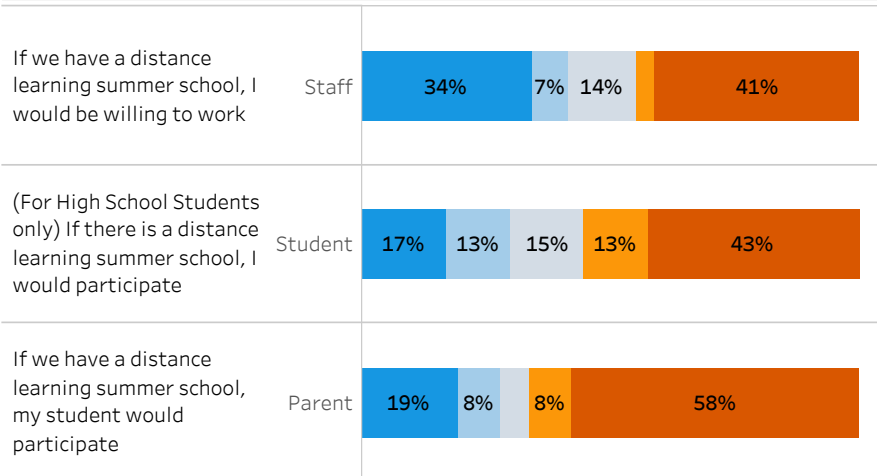
Who is ready to return to school in the fall?



Who is ready to participate in summer school?



If distance learning during summer is offered, who would participate?



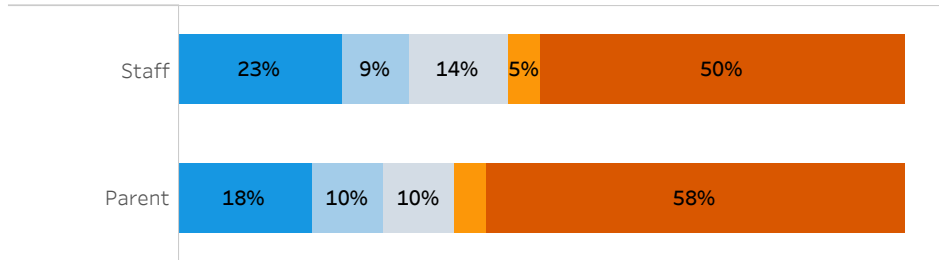
■ Almost Always True
 ■ Often True
 ■ Sometimes True
 ■ Seldom True
 ■ Almost Never True

If not all students are able to attend school during the initial reopening, what criteria should be used to select students for in-person learning?

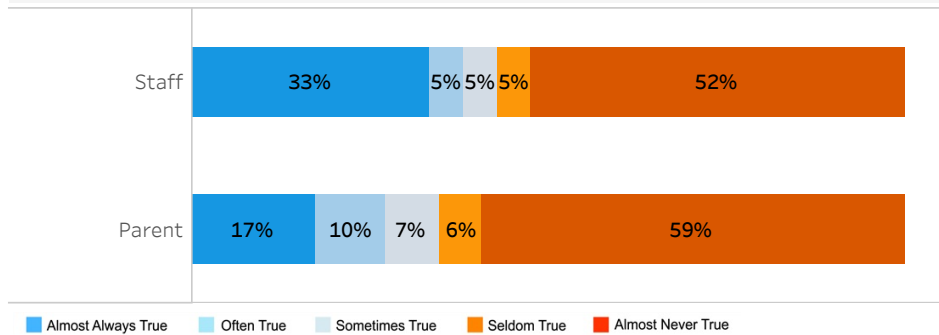
| | | Ranked 1st | Ranked 2nd | Ranked 3rd | Ranked 4th |
|---|---------|------------|------------|------------|------------|
| Age: Younger students given priority for in-person school | Staff | 33% | 14% | 21% | 31% |
| | Student | 17% | 15% | 31% | 28% |
| | Parent | 23% | 22% | 33% | 17% |
| Content: (i.e. Math, Reading, Hands-On courses) | Staff | 29% | 45% | 26% | |
| | Student | 37% | 27% | 19% | 8% |
| | Parent | 38% | 28% | 24% | 3% |
| Student need: (SpEd, ELL, Students testing below grade level) | Staff | 29% | 26% | 29% | 17% |
| | Student | 23% | 28% | 28% | 12% |
| | Parent | 22% | 35% | 24% | 13% |
| Choice / Volunteers | Staff | 10% | 14% | 24% | 52% |
| | Student | 13% | 21% | 13% | 43% |
| | Parent | 12% | 8% | 13% | 61% |



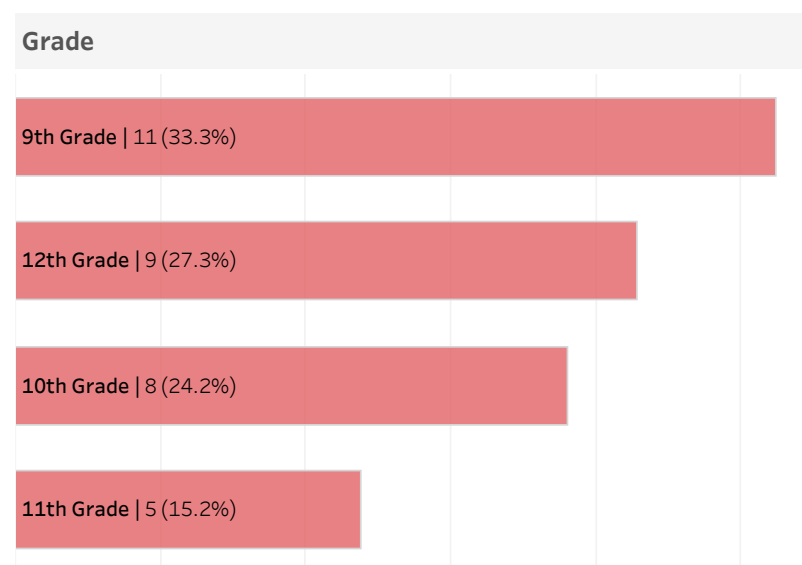
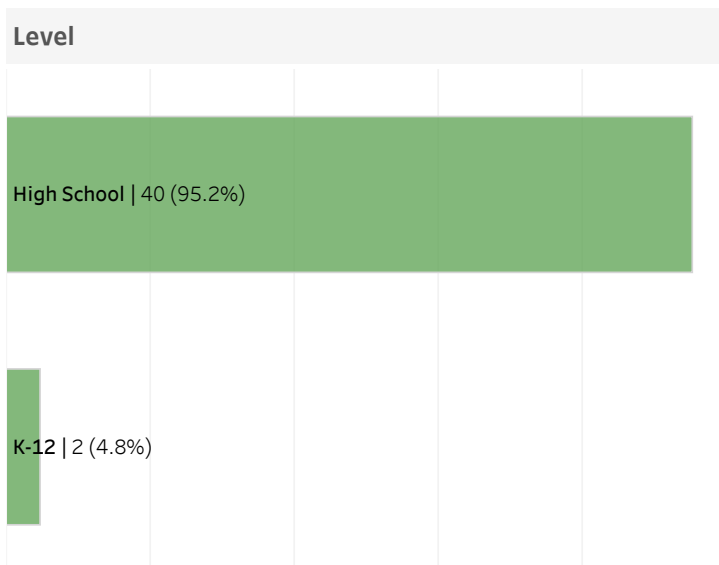
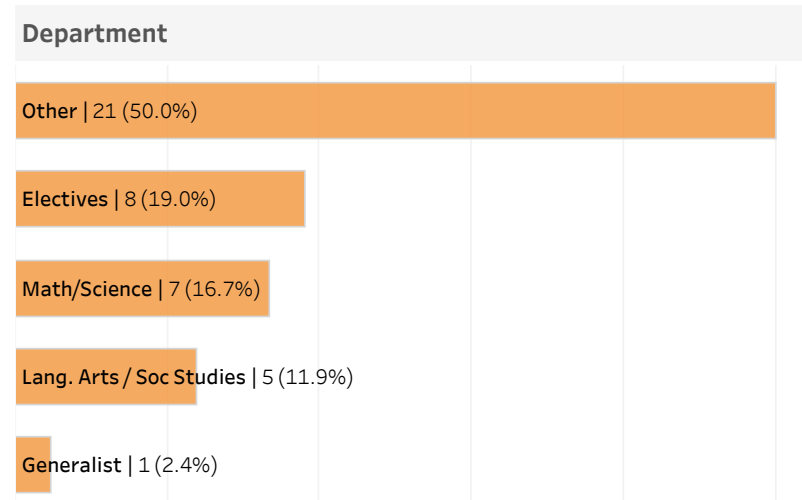
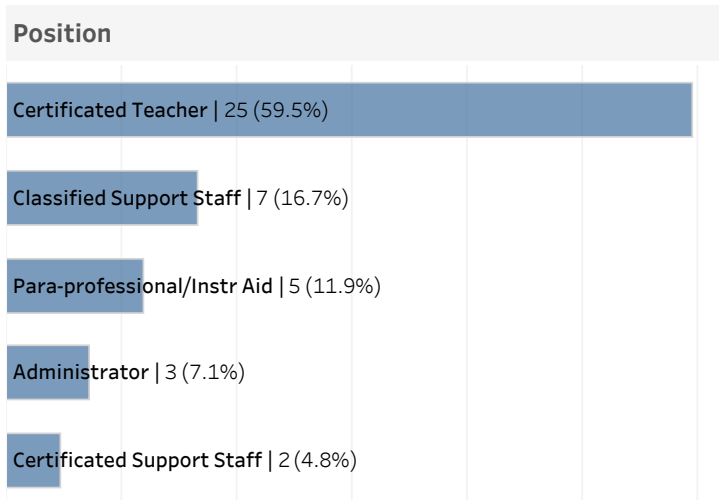
Whose ability to return to work is dependent on their child attending school full-time?

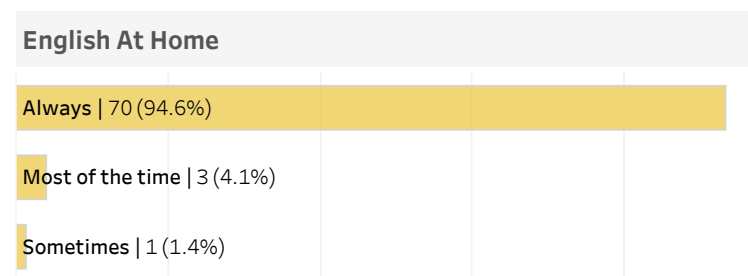
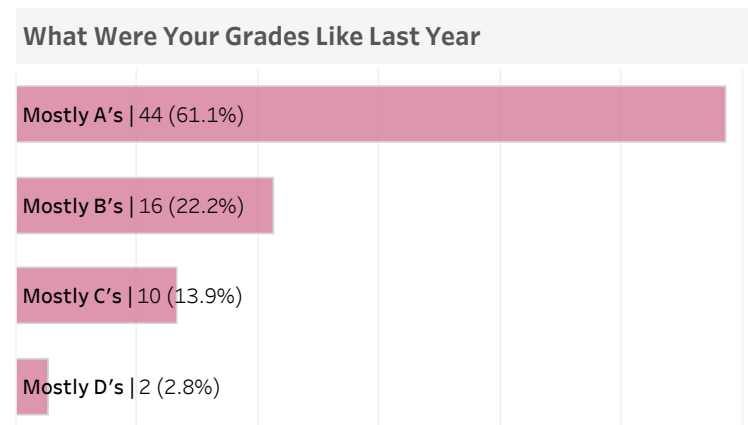
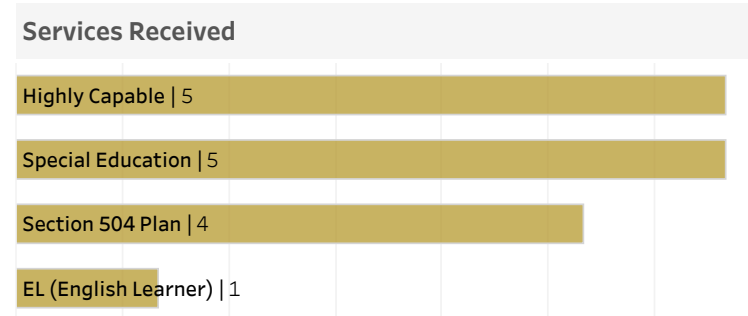
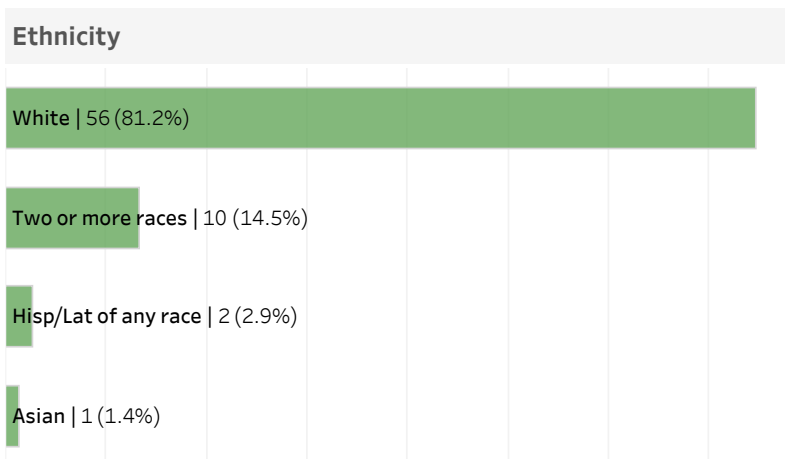
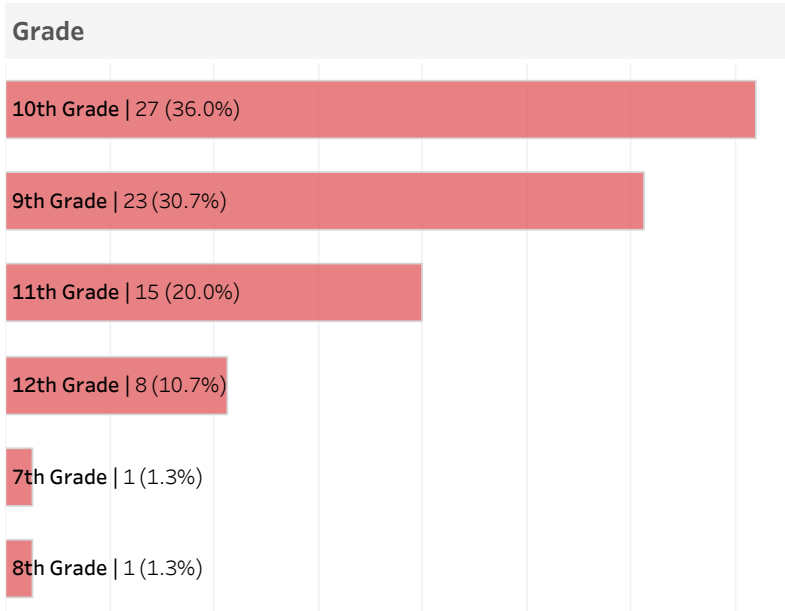


Who has issues with childcare if an alternative schedule is implemented at the beginning of the year (such as AM only, alternate days)?

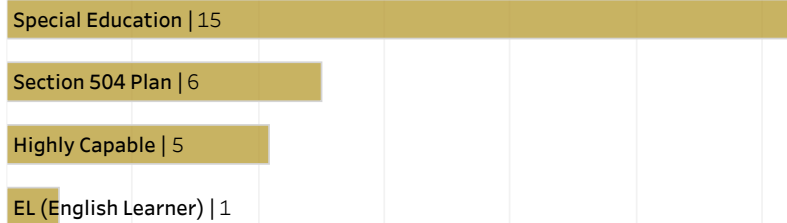


Legend: Almost Always True (Dark Blue), Often True (Light Blue), Sometimes True (Very Light Blue), Seldom True (Orange), Almost Never True (Red)





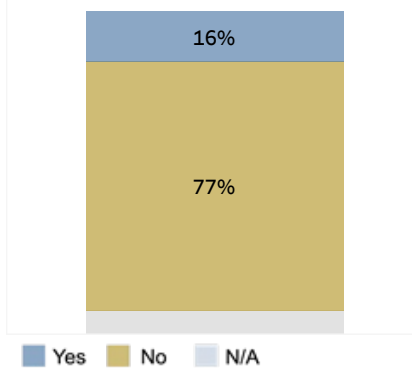
Services Received



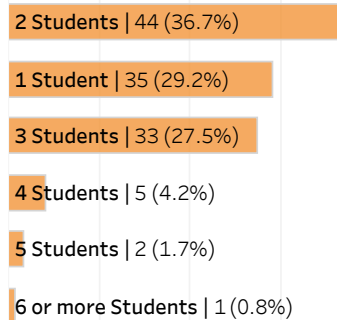
English At Home



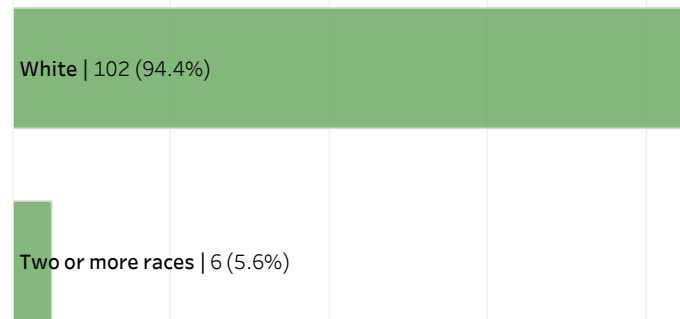
Is your student served by an IEP?



Students in Household



Ethnicity



Grade

